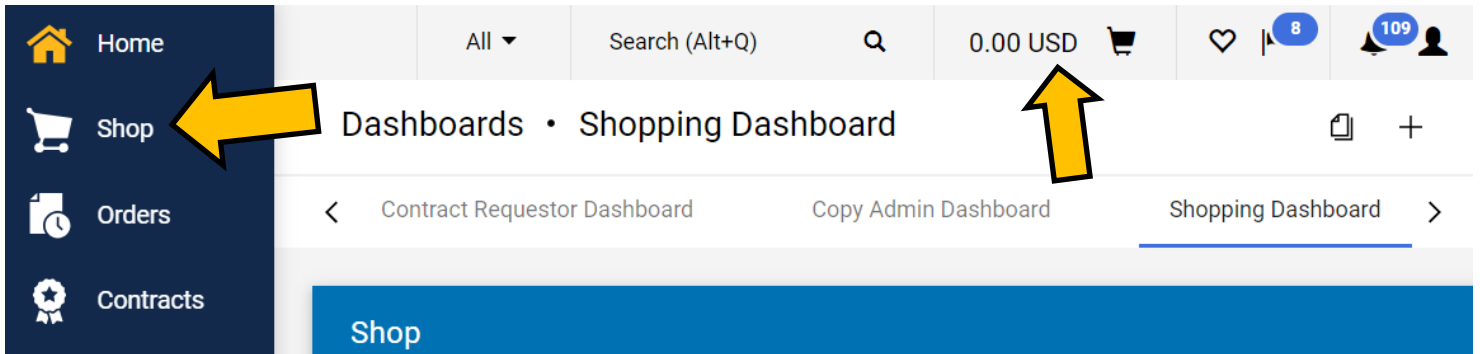
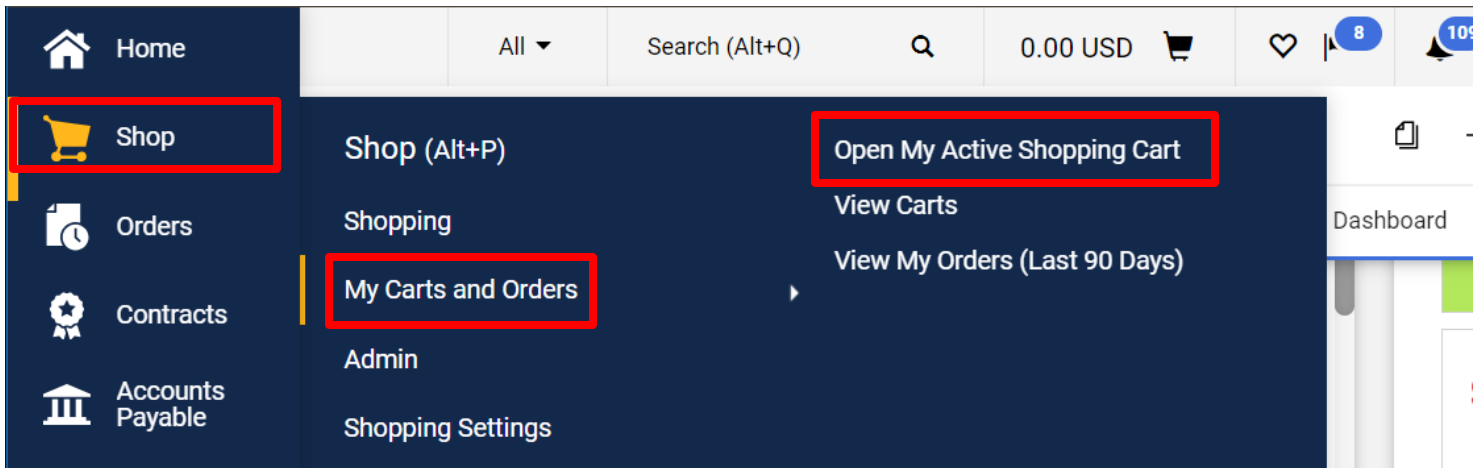


Active Carts

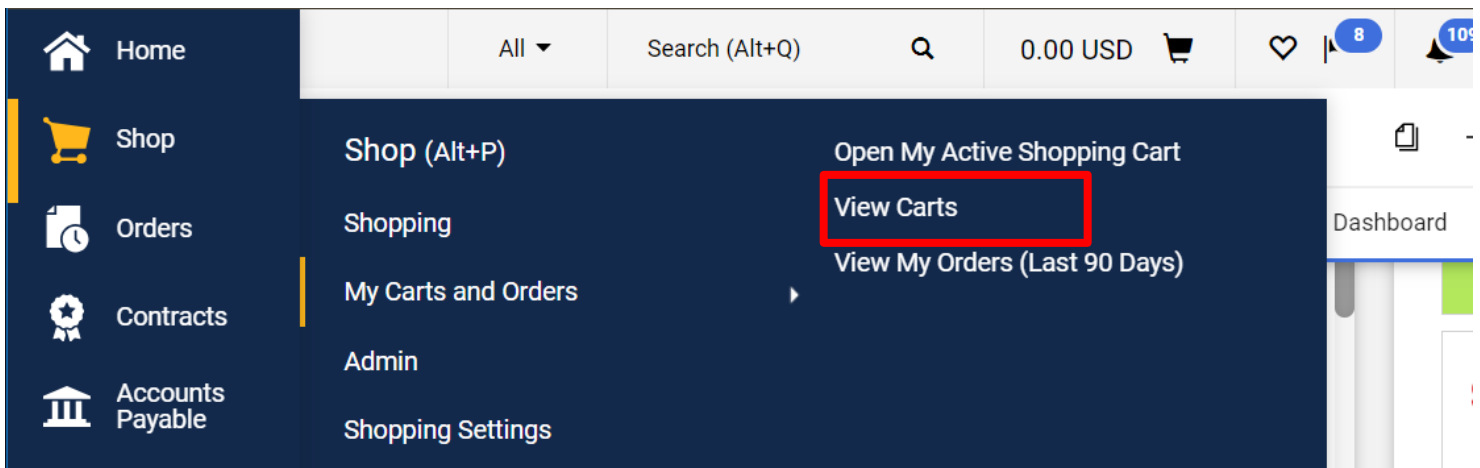
1. You can only have one active cart at a time. You can access your Active Cart by clicking the cart in the upper right hand corner, or hover over the 'Shop' icon



2. Hover over My Carts and Orders and select My Active Shopping Cart.



3. You can select View Carts to see all of your carts.



4. All of the carts you have created are listed including your **Active Cart**. The **Active Cart** is shaded.

The screenshot shows the 'Cart Management' interface. At the top, there are navigation links for 'Draft Carts' and 'Assigned Carts'. Below this is a table of draft carts with the following data:

Type	Cart Number	Shopping Cart Name	Cart Description	Date Created	Total	Action
Normal	180018617	2023-11-30 AWBIRCHE 01		11/30/2023	0.00 USD	View
Normal	181695072	2024-01-19 AWBIRCHE 01		1/19/2024	10,000.00 USD	View
Normal	181841547 Active	2024-01-23 AWBIRCHE 01		1/23/2024	0.00 USD	View

(Note: You can **create** a cart if you do not already have a cart created.)

This screenshot is identical to the one above, but with a yellow arrow pointing to the 'Create Cart' button in the top right corner of the 'Cart Management' section.